

## GPR-x900

### ppm and % Analyzers with Remote Sensor

#### Electrochemical

With percentage and ppm sensor options, GPR-1900 and GPR-2900 analyzers are cost-effective, reliable and compact. These panel-mounted analyzers feature two configurable alarms and an LCD screen with a four-button interface.

Leveraging established technology, our unique advanced sensors have been developed and proven over three decades, and are optimized for use with our analyzers.

GPR-x900 analyzers offer flexible installation and easy maintenance with a remote sensor that can be located near or inside the process. The electrochemical sensor allows precise measurement in background gases containing hydrocarbons and our XLT sensor enables measurement in processes with more than 0.5 % CO<sub>2</sub> gas present.



#### Highlights

- Wide variety of measurement ranges from 0...10 ppm to 0...100 %
- Temperature compensation
- Designed for inline and extractive gas applications
- Two user-configurable alarms
- XLT sensor options for CO<sub>2</sub> backgrounds

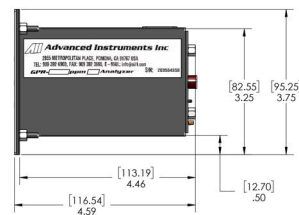
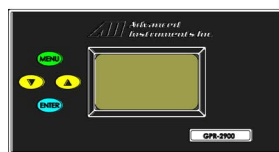
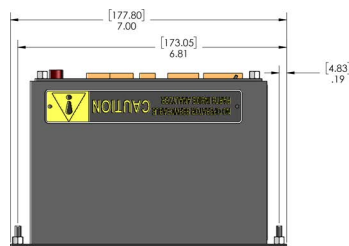
#### Applications

- Nitrogen or oxygen generators
- Inert gas blanketing
- Glove boxes
- Confined space monitoring
- Sintering and other metal processing
- Delignification and bleaching in pulp and paper production

## Technical Specifications

Sensor				
Electrochemical	GPR-1900 ppm		GPR-2900 %	
Model Number	GPR-12-333	XLT-12-333	GPR-11-60-4	XLT-11-24-4
Measuring Range	0...10, 0...100, 0...1000 ppm <sub>v</sub> , 0...1 % 0...25 % (calibration only)		0...1, 0...5, 0...10, 0...25 % 0...100 % (optional)	
Accuracy	< 2 % of selected range at constant conditions			
Output Resolution	0.01 ppm <sub>v</sub>		0.001%	
Lower Detection Limit (LDL)	0.05 ppm <sub>v</sub>		0.005 %	
Sample Flow Rate (application dependent)	1...2 SCFH (0.5...1 LPM)			
Pressure Range	5...30 psi (0.3...2 bar) with atmospheric vent			
Response Time (T90)	< 2 minutes			
Operating Temperature Range	+5...+45 °C (+41...+113 °F)	-10...+45 °C (+14...+113 °F)	+5...+45 °C (+41...+113 °F)	-10...+45 °C (+14...+113 °F)
Life Expectancy (application dependent)	24 months in 1000 ppm <sub>v</sub>		60 months in air	24 months in air
Calibration Interval (application dependent)	30 days (recommended)			
Analyzer				
Electrical				
Display	LCD			
Output Signal	4...20 mA or 1.5 V			
Range ID Signal	4...20 mA or 1...5 V			
Relay Output Options	3 x relays (2 x user configurable setpoint alarms, 1 x power failure alarm)			
Power Supply	100...240 V AC			
Maximum Power Consumption	5 W			
Mechanical				
Housing Material	Painted sheet metal			
Mounting	Panel			

## Dimensions in inches [mm]



### ! CAUTION

Analytical Instruments Inc (Aii) is part of the Process Sensing Technologies Group (PST). As customer applications are outside of PST control, the information provided is given without legal responsibility. Customers should test under their own conditions to ensure the equipment is suitable for the intended application(s).

We adopt a continuous development program which sometimes necessitates specification changes without notice. For technical assistance or enquiries about other options, please contact us here:  
[instruments.support@processsensing.com](mailto:instruments.support@processsensing.com)