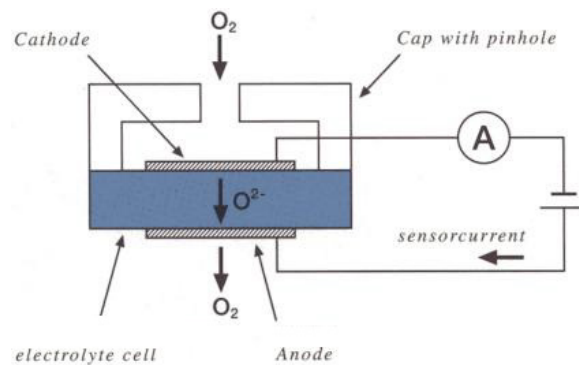


Mini Oxygen Sensor Board Mount SO-BO-xxx

- Measuring ranges 10ppm to 96% oxygen
- High accuracy
- Stable Sensor characteristic across range
- Sensor signal not affected by temperature
- Minimal interference with other gases
- Long service life
- Low drift with single point calibration
- Low temperature Zirconium Dioxide (ZrO_2) technology
- Surface temperature <70degC in operation
- Optional electronics control board with industry standard outputs
- Negligible pressure influence at atmospheric pressure



Applications

Medical

- Oxygen concentrators
- Incubators

Laboratory

- Inert gas processing cabinets (glove boxes)
- Incubators (controlled bacterial growth)

Food industry

- Packaging
- Controlled food testing
- Monitoring fruit ripening processing (storage / transport)

Measuring instrumentation

- Oxygen meters (stationary / portable)
- Measurements under controlled O_2 content
- Air conditioning and ventilation

Security technology/Monitoring

- Fire protection (increased N_2 atmosphere e.g., server rooms)
- Greenhouses, wine cellar
- Gas storage, refineries
- Diving
- Fermentation units

(Electrical-) industry

- Inert gas processing machines and cabinets
- Inert gas welding monitoring
- Storage with increased N_2 atmosphere (oxidation prevention)
- Drying units
- Nitrogen concentrators

Characteristic Data

Measuring Gas	Measuring Principle
Oxygen O ₂ concentration	Limiting Current Zirconium Dioxide Sensor

Measuring ranges				
Sensor part number	Measuring range	Output current	At gas composition	Sensor bias voltage
SO-B0-001	10 ppm O ₂ - 1000 ppm O ₂	150 µA - 250 µA	1000 ppm O ₂ , remainder N ₂	0.70 volt
SO-B0-010	0.01 % O ₂ - 1.0 % O ₂	150 µA - 250 µA	1.0 % O ₂ , remainder N ₂	0.75 volt
SO-B0-020	0.01 % O ₂ - 2.0 % O ₂	150 µA - 250 µA	2.0 % O ₂ , remainder N ₂	0.75 volt
SO-B0-050	0.05 % O ₂ - 5.0 % O ₂	150 µA - 250 µA	5.0 % O ₂ , remainder N ₂	0.80 volt
SO-B0-250	0.10 % O ₂ - 25.0 % O ₂	100 µA - 200 µA	20.9 % O ₂ , remainder N ₂ (air)	0.85 volt
SO-B0-960	1.00 % O ₂ - 96.0 % O ₂	15 µA - 30 µA	20.9 % O ₂ , remainder N ₂ (air)	1.60 volt
*Operation outside the specified measuring range can cause a permanent damage of the electrode				

Accuracy, reproducibility and response time		
Sensor part number	Accuracy	Reproducibility
SO-B0-001	+ 20 ppm O ₂	< 10 ppm O ₂
SO-B0-010	+ 100 ppm O ₂	< 100 ppm O ₂
SO-B0-020	+ 200 ppm O ₂	< 100 ppm O ₂
SO-B0-050	+ 500 ppm O ₂	< 250 ppm O ₂
SO-B0-250	+ 0.25 % O ₂	< 0.1 % O ₂
SO-B0-960	+ 1.00 % O ₂	< 0.2 % O ₂

Sensor voltage / heating voltage / power consumption / heater cold resistance	
Sensor voltage:	0.7 to 1.6 vol
Heating voltage:	3.6 - 4.4 volts
Power consumption:	1.3 to 1.8 watts (depends on application and packaging)
Cold resistance:	$R_{(25^{\circ}\text{C})} = 3.25 \Omega \pm 0.20 \Omega$

Warm up time	Response time (t ₉₀)
Min. 30 s	2 to 25 seconds (depends upon gas exchange and flow)

Maximum permissible operating temperature
350 °C

Permissible volumetric flow rate (purging the sensor)
Maximum flow rate depends on the way of purging the sensor (sensor in direct gas flow, gas beam shape, etc.) and the size of the measuring chamber.

Lifetime (MTTF)
~ 20.000 hours (Depending on measuring medium. Stated lifetime refers to a heated, operated sensor of type SO-AO-250 and SO-AO-960. A failure or reaching the lifetime typically means a slight deviation from the dispatch specifications).

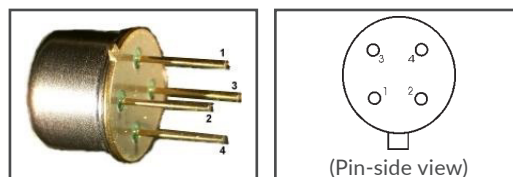
Vibration resistance
Sensors meet the European Norm EN60068-2-6 (Sinusoidal vibration tests).

Output characteristic		
$I_S(O_2) = -k \cdot \ln\left(1 - \frac{[O_2]}{100}\right)$	$I_S(O_2)$	Sensor current in μA
	$[O_2]$	Oxygen concentration in %
	k	specific constant of sensor

Pin Connection Standard Housing

Standard housing TO8 (SO-B0-xxx)

1. H+ (HS+)
2. H- (HS-)
3. Sen+
4. Sen-



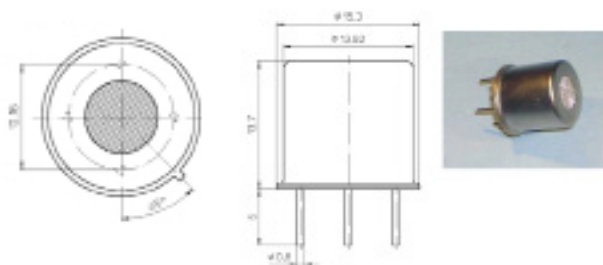
Housing Types

Type	Housing	Dimensions
SO-B0-xxx	TO8	Ø 15.3 mm; H= 13.7 mm; pin distance 7.18 mm

Temperature of the housing during operation

Type	Housing	Max. temperature
SO-B0-xxx	TO8	70 °C

(Measured at ambient temperature of 25°C)



Part number ordering information

Sensor part number	Measuring range
SO-B0-001	10 ppm O ₂ - 1000 ppm O ₂
SO-B0-010	0.01 % O ₂ - 1.0 % O ₂
SO-B0-020	0.01 % O ₂ - 2.0 % O ₂
SO-B0-050	0.05 % O ₂ - 5.0 % O ₂
SO-B0-250	0.10 % O ₂ - 25.0 % O ₂
SO-B0-960	1.00 % O ₂ - 96.0 % O ₂

*Operation outside the specified measuring range can cause a permanent damage of the electrode

For electronics control board option see Datasheet "GSB- Generic Sensor Board"

Generic Sensor Board (GSB) provides a standard connection for board (solder) or cable mount sensors.
Power supply: 6-25VDC. Linear signal outputs: 0-5VDC, 4-20mA and digital RS232 outputs

Optional:

Digital I/O open collector outputs
Custom electronics board

! CAUTION

SENSORE Electronic GmbH is part of the Process Sensing Technologies Group (PST).

As customer applications are outside of PST control, the information provided is given without legal responsibility.
Customers should test under their own conditions to ensure the equipment is suitable for the intended application(s).

We adopt a continuous development program which sometimes necessitates specification changes without notice.

For technical assistance or enquiries about other options, please contact us here:

sensors@processsensing.com

Aufeldgasse 37-39 | A-3400 Klosterneuburg
Tel. +43 2243 450-0

© 2023 Process Sensing Technologies